

Spind™


FLOOR GULLY / TRAP



anti smell
THE END TO YOUR
Nightmare
anti insect

Think of Floor Trap,
Think of Spind

Hot



PARTS & COMBINATIONS

- Grating
- Collar
- Sleeve/Gully Body
- Bell Cap
- Bowl
- 50mm or 82mm Bottom outlet \varnothing

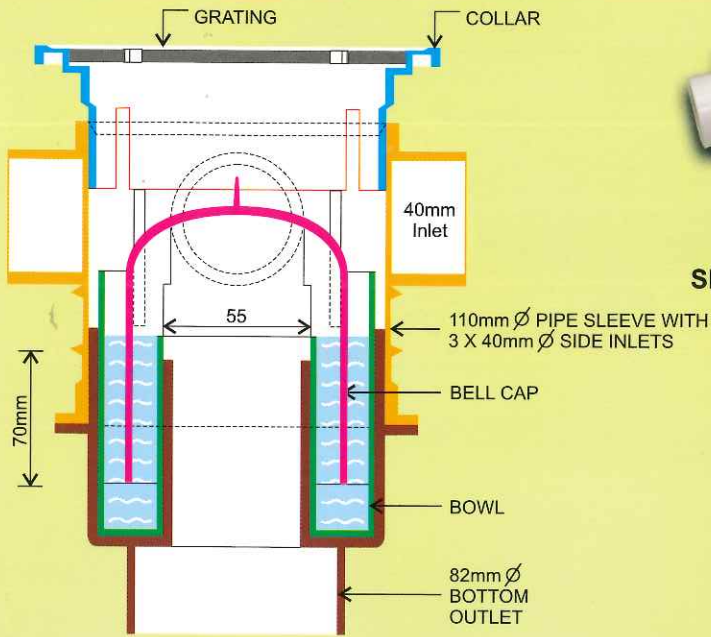
Flow Rate tested to be in excess of 75 litres/min (1.25 litres/sec)
 [Min. Flow Rate to BS EN1253-1: 2003 48 litres/min (0.8 litres/sec)]



Bowl



Bell Cap



Sleeve/Gully Body

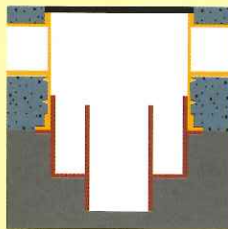


50mm or 82mm Bottom outlet \varnothing

EASY INSTALLATION

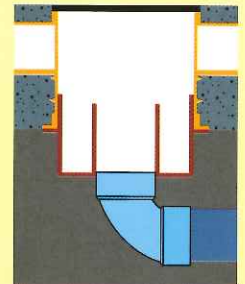
STEP 1

Pipe Sleeving / Body Cast in concrete with additional of black cap to prevent excess concrete from falling into sleeve.



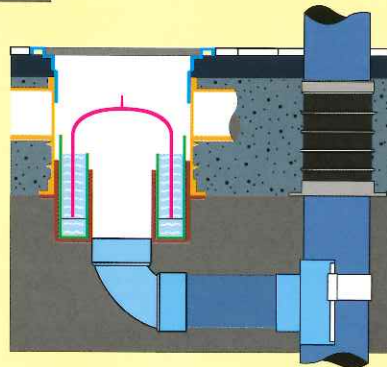
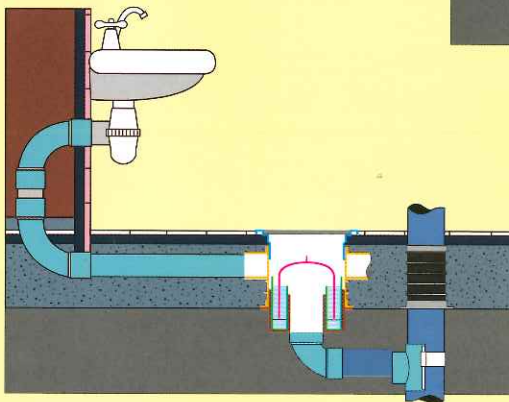
STEP 2

Joining of the Bottom outlet (2" / 3") to a bend for direct connection or Tee for other connections by means of solvent cement.



STEP 3

With the black cap removed, cement secreteing is applied after water proofing to allow for leveling & tile laying. Cut the collar/add extension piece to suit tiling work. Drop in bowl with bell cap into trap. Lock grating into collar to complete installation.



ADVANTAGES

- Easy Installation** : All parts are modular in design as to allow for easy joining.
- Cost Saving** : **Spind 6** Floor Gully/Trap completed with 3 x 40mm \varnothing side Inlets & air-cond adaptor can be installed at minimum thickness 110mm thick concrete slab.
- Function** : The water seal at the bowl and bell cap placed below of side inlets/body pipe sleeve to prevent odours and insects from entering back to premises unit. The bowl usage can collect debris for easy maintenance.
- Easy Maintenance** : Just unlock the grating and removing the bowl & bell cap to clean out the debris.
- Hygienic** : Anti-odours, insects & rats.

Authorised Dealer:



No. 3, Jalan BP 5/5, Bandar Bukit Puchong, 47100 Puchong, Selangor Darul Ehsan, Malaysia.

Tel : +603-8060 5500 Fax : +603-8060 5511 Email : info@spind.com.my
 www.spind.com.my